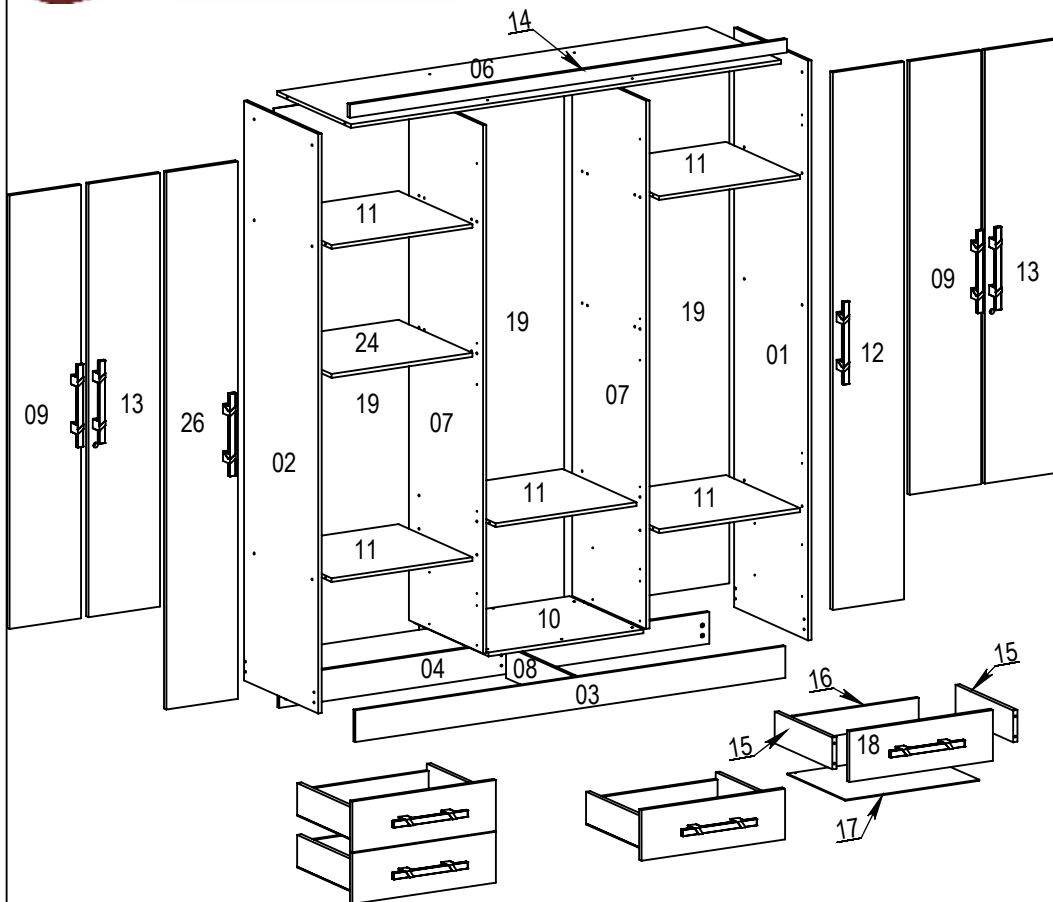


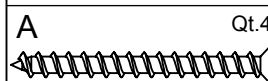
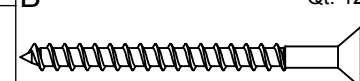
	1,54
	1,90
	0,47
	89,0
	2



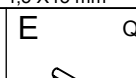



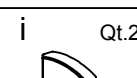
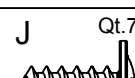




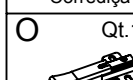
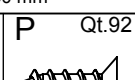
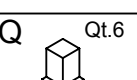
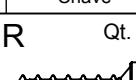
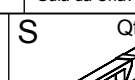
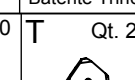

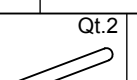
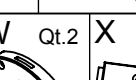
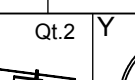


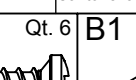
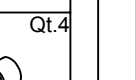


**Legenda das Peças - Legends of Parts - Legiendas de Piezas**

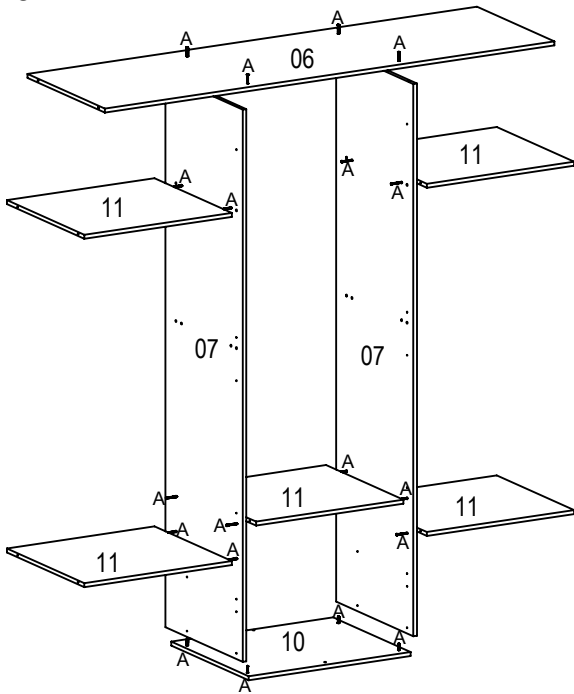
Ref	Descrição	Description	Descripción	Quant. Cantidad Quantity	Compr Larg Length	Larg Ancho Width	Esp Espesor TH
01	Lateral Externa Direita	Right Side	Lateral Derecha	1	1825	450	12
02	Lateral Externa Esquerda	Left Side	Lateral Izquierda	1	1825	450	12
03	Rodapé Frontal	Front Skirting Board	Zócalo Frontal	1	1510	100	12
04	Rodapé traseiro	Back Skirting Board	Zócalo trasero	1	1510	100	12
06	Base Superior	Top Base	Base Superior	1	1510	450	12
07	Divisão Interna	Intern Division	División Interna	2	1663	450	12
08	Trava Rodapé	Wood Feet Prop	Traba Sop. Rodapie	1	406	100	12
09	Porta Menor Esq s/Chave	Smaller Left Door	Puerta Menor Izquierda	2	1365	251	15
10	Base Inferior	Botton Base	Base inferior	1	544	450	12
11	Tampo/Prateleira Fixa	Bookshelt	Estanteria	5	495	450	12
12	Porta Maior Dir	Biggest Left Door	Puerta Major Derecha	1	1692	251	15
13	Porta Menor Dir c/Chave	Smaller Left Door with key	Puerto Menor Der. c/clave	2	1365	251	15
14	Frontal	Top View	Vista Frontal	1	1534	42	15
15	Lateral de Gaveta	Drawers Side	Lateral del Cajón	8	350	100	15
16	Contra Fundo Gaveta	Drawer's Back	Contra Fondo Del Cajón	4	440	80	12
17	Fundo Gaveta	Drawer's Botton	Fondo del Cajón	4	470	355	3
18	Frente Gaveta	Drawer's Front	Frente del Cajón	4	504	160	15
19	Fundo	Back	Fondo	3	1710	510	3
24	Prateleira Móvel	Mobile Shelf	Anaqueil Movil	1	495	450	12
26	Porta Maior Esquerda	Bigger Right Door	Puerta Major izquierda	1	1692	251	15

**ACESSÓRIOS**

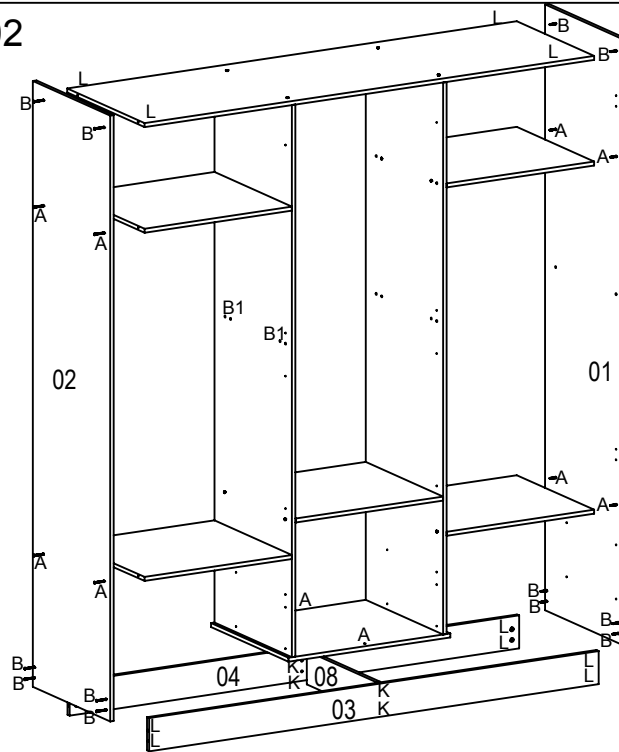
<b>A</b>  Parafuso 4,5 X35 mm Qt. 42	<b>B</b>  Parafuso 4,5 X45 mm Qt. 12
---	--

<b>C</b>  Corrediça 350 mm Qt. 4	<b>D</b>  Prego 13X15 Qt. 16	<b>E</b>  Chave Qt. 2	<b>F</b>  Guia da Chave Qt. 2	<b>G</b>  Batente Trinco Qt. 2	<b>H</b>  Parafuso 40 x 25 Qt. 20	<b>i</b>  Cola SACHE Qt. 2	<b>J</b>  Parafuso 4,0 X12 Qt. 72	<b>K</b>  Cavilha 6x30 Qt. 20	<b>L</b>  Porca Cilindrica Qt. 12	<b>M</b>  Prego 9X9 Qt. 180	<b>N</b>  Cantoneira Metálica Qt. 13		
<b>O</b>  Dobradiça Qt. 18	<b>P</b>  Parafuso 3,5X12 Qt. 92	<b>Q</b>  Pé madeira Qt. 6	<b>R</b>  Parafuso 3,5 X16 Qt. 4	<b>S</b>  Puxador 160mm Qt. 10	<b>T</b>  Fixador Fundo Qt. 20	<b>U</b>  Suporte Bastão Qt. 4	<b>V</b>  Bastão Cabideiro Qt. 2	<b>W</b>  Fechadura Qt. 2	<b>X</b>  Trinco Qt. 2	<b>Y</b>  Tapa Furo Adesivo Qt. 20	<b>Z</b>  Batente Fechadura Qt. 2	<b>A1</b>  Parafuso 3,5 X20 Qt. 6	<b>B1</b>  Suporte Prat Qt. 4

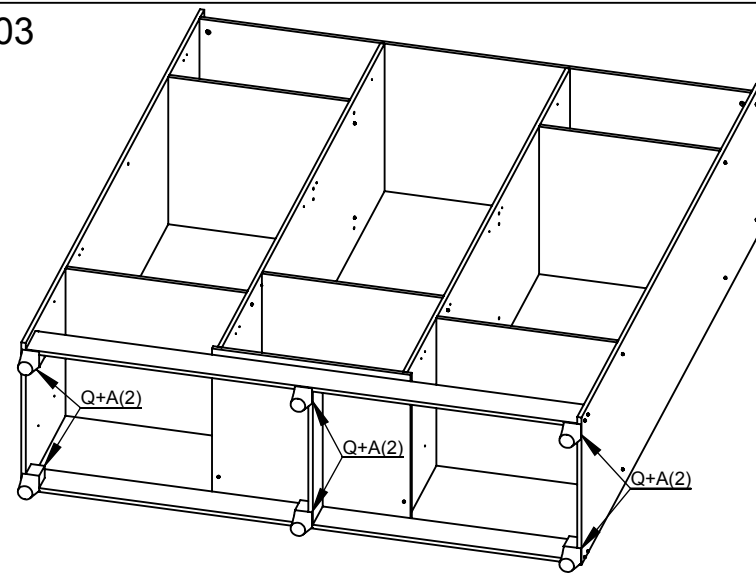
01



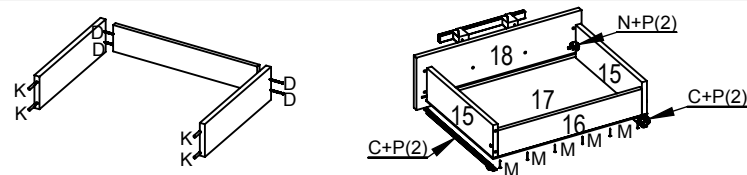
02



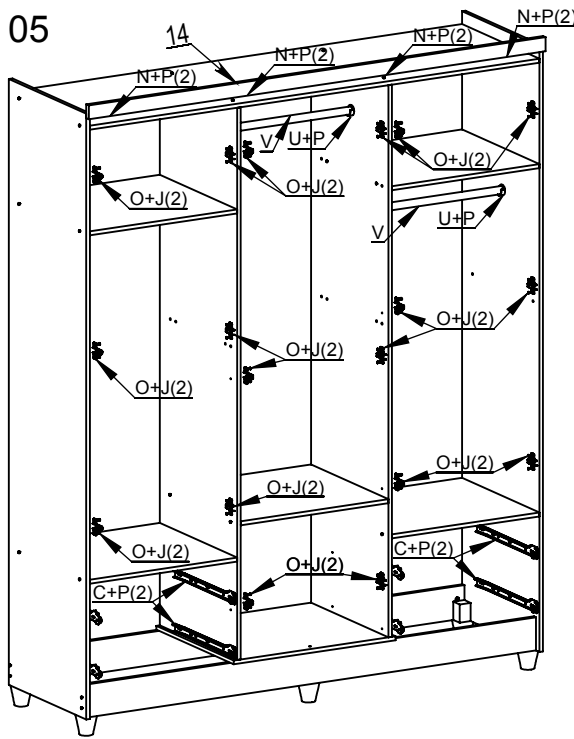
03



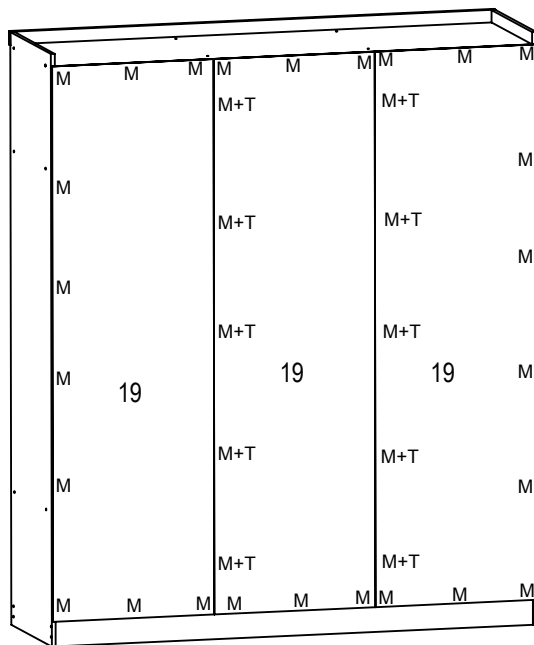
04



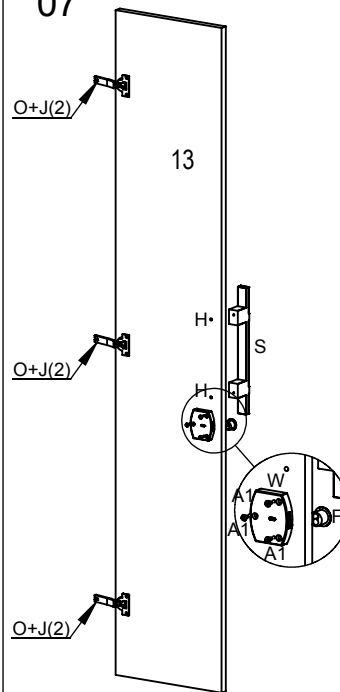
05



06



07



08

